










EXECUTIVE AGENCY "ROAD TRANSPORT ADMINISTRATION"


EXAM QUESTIONS FOR CANDIDATES FOR ACQUISITION OF DRIVING LICENSE FROM CATEGORIES AM, A1, A2, A, B1, B AND T

Topic 3: THE OTHER ROAD USERS AND THE SPECIFICS OF DRIVING DIFFERENT TYPES OF VEHICLES

Points	Number	Question and answers
2	1/1	<p>This sign:</p> <ul style="list-style-type: none"><input checked="" type="checkbox"/> designates a vehicle transporting an organized group of children<input type="checkbox"/> warns about children on the road<input type="checkbox"/> indicates the location of the school bus stop<input type="checkbox"/> shows the children the place where to cross the driveway 
2	1/2	<p>Which sign designates a vehicle transporting an organized group of children?</p> <div><input checked="" type="checkbox"/></div> <div><input type="checkbox"/></div> <div><input type="checkbox"/></div> <div><input type="checkbox"/></div>
2	2/1	<p>When transporting an organized group of children, the vehicle is designated with the following identification sign:</p> <ul style="list-style-type: none"><input type="checkbox"/> only at the front of the vehicle<input type="checkbox"/> only at the rear of the vehicle<input checked="" type="checkbox"/> both at the front and at the rear part of the vehicle 
2	3/1	<p>While approaching this bus, the driver must:</p> <ul style="list-style-type: none"><input checked="" type="checkbox"/> ensure the safety of the children<input checked="" type="checkbox"/> stop, if necessary<input type="checkbox"/> give a sound signal before passing by the bus<input type="checkbox"/> move faster by the bus 

2	4/1	<p>This identification sign is used to designate the following vehicles:</p> <p><input checked="" type="checkbox"/> trucks with maximum permissible mass exceeding 3500 kg and length of over 7 m</p> <p><input type="checkbox"/> all trucks</p> <p><input type="checkbox"/> trucks with maximum permissible mass exceeding 3500 kg, no matter the length of the vehicle</p>	
---	-----	-------------------------------------------------------------------------------------------------------------------------------------------------------------------------------------------------------------------------------------------------------------------------------------------------------------------------------------------------------------------------------------	-------------------------------------------------------------------------------------

2	4/2	<p>This identification sign is used to designate the following vehicles:</p> <p><input checked="" type="checkbox"/> trucks with a maximum mass exceeding 3500 kg and a length of over 7 m</p> <p><input type="checkbox"/> trucks with maximum permissible mass exceeding 2500 kg and length of over 5 m</p> <p><input type="checkbox"/> all trucks</p>	
---	-----	---------------------------------------------------------------------------------------------------------------------------------------------------------------------------------------------------------------------------------------------------------------------------------------------------------------------------------------------------------------	-------------------------------------------------------------------------------------


2	4/3	<p>For which of the indicated values of the maximum permissible mass, trucks longer than 7 m should be designated with this identification sign:</p> <p><input checked="" type="checkbox"/> 6000 kg</p> <p><input checked="" type="checkbox"/> 5000 kg</p> <p><input checked="" type="checkbox"/> 4000 kg</p> <p><input type="checkbox"/> 3000 kg</p>	
---	-----	--------------------------------------------------------------------------------------------------------------------------------------------------------------------------------------------------------------------------------------------------------------------------------------------------------------------------------------------------------------	--------------------------------------------------------------------------------------


2	5/1	<p>Which of the identification signs are used for designation of trucks with a maximum mass exceeding 3500 kg and a length of over 7 m?</p> <p><input checked="" type="checkbox"/> <input checked="" type="checkbox"/> <input type="checkbox"/> <input type="checkbox"/></p> <div>     </div>
---	-----	-----------------------------------------------------------------------------------------------------------------------------------------------------------------------------------------------------------------------------------------------------------------------------------------------------------------------------------------------------------------------------------------------------------------------------------------------------------------------------------------------------------------------------------------------------------------------------------------------------------------------------------------------------


2	5/2	<p>Which of the identifying signs are used for designation of trucks with a maximum mass exceeding 3500 kg and a length of over 7 m?</p> <p><input checked="" type="checkbox"/> <input checked="" type="checkbox"/> <input type="checkbox"/> <input type="checkbox"/></p> <div>     </div>
---	-----	--------------------------------------------------------------------------------------------------------------------------------------------------------------------------------------------------------------------------------------------------------------------------------------------------------------------------------------------------------------------------------------------------------------------------------------------------------------------------------------------------------------------------------------------------------------------------------------------------------------------------------------------------

2	5/3	<p>Which of the identifying signs are used for designation of trucks with a maximum mass exceeding 3500 kg and a length of over 7 m?</p> <div> <input checked="" type="checkbox"/> <input checked="" type="checkbox"/> <input type="checkbox"/> <input type="checkbox"/> </div> <div>     </div>
---	-----	-----------------------------------------------------------------------------------------------------------------------------------------------------------------------------------------------------------------------------------------------------------------------------------------------------------------------------------------------------------------------------------------------------------------------------------------------------------------------------------------------------------------------------------------------------------------------------------------------------------------------------------------

2	5/4	<p>Which of the identifying signs are used for designation of trucks with a maximum mass exceeding 3500 kg and a length of over 7 m?</p> <div> <input checked="" type="checkbox"/> <input checked="" type="checkbox"/> <input type="checkbox"/> <input type="checkbox"/> </div> <div>     </div>
---	-----	-----------------------------------------------------------------------------------------------------------------------------------------------------------------------------------------------------------------------------------------------------------------------------------------------------------------------------------------------------------------------------------------------------------------------------------------------------------------------------------------------------------------------------------------------------------------------------------------------------------------------------------------

2	6/1	<p>This identification sign designates:</p> <div> <input checked="" type="checkbox"/> trailers <input checked="" type="checkbox"/> semi-trailers <input type="checkbox"/> trucks with maximum permissible mass exceeding 3.5 tons <input type="checkbox"/> trucks with maximum permissible mass exceeding 7.5 tons </div> 
---	-----	--------------------------------------------------------------------------------------------------------------------------------------------------------------------------------------------------------------------------------------------------------------------------------------------------------------------------------------------------------------------------------------------------------------------------------

2	6/2	<p>This identification sign designates:</p> <div> <input type="checkbox"/> only trailers with mass exceeding 750 kg <input checked="" type="checkbox"/> all trailers, regardless of their mass <input type="checkbox"/> only trailers with two or more axes <input checked="" type="checkbox"/> all trailers, regardless of the number of axes </div> 
---	-----	------------------------------------------------------------------------------------------------------------------------------------------------------------------------------------------------------------------------------------------------------------------------------------------------------------------------------------------------------------------------------------------------------------------------------------------------------------

2	6/3	<p>Which vehicles are designated with this identification sign?</p> <div> <input checked="" type="checkbox"/> trailers with two or more axes <input checked="" type="checkbox"/> single-axle trailers <input type="checkbox"/> trucks <input type="checkbox"/> combination of road vehicles when towing a damaged vehicle </div> 
---	-----	---------------------------------------------------------------------------------------------------------------------------------------------------------------------------------------------------------------------------------------------------------------------------------------------------------------------------------------------------------------------------------------------------------------------------------------





2	7/2	Which identification signs are used for designating semi-trailers?			
		<input checked="" type="checkbox"/> 	<input checked="" type="checkbox"/> 	<input type="checkbox"/> 	<input type="checkbox"/> 


2	7/3	Which identification signs are used for designating trailers?			
		<input checked="" type="checkbox"/> 	<input checked="" type="checkbox"/> 	<input type="checkbox"/> 	<input type="checkbox"/> 





2	7/4	Which identification signs are used for designating trailers?			
		<input type="checkbox"/> 	<input checked="" type="checkbox"/> 	<input type="checkbox"/> 	<input type="checkbox"/> 


2	8/1	A "slow-moving" vehicle is a vehicle that cannot move at a speed higher than:	
		<input checked="" type="checkbox"/> 30 km/h <input type="checkbox"/> 40 km/h <input type="checkbox"/> 45 km/h <input type="checkbox"/> 50 km/h	

2	9/1	This identification sign is used to designate:		
		<input checked="" type="checkbox"/> slow-moving motor vehicles <input type="checkbox"/> oversized motor vehicles <input type="checkbox"/> motor vehicles carrying dangerous goods <input type="checkbox"/> motor vehicles carrying bulk cargo		

2	9/2	<p>Which of the identification signs is used for designating a slow-moving vehicle?</p> <div style="display: flex; justify-content: space-around; align-items: flex-start;"> <div style="text-align: center;"> <input checked="" type="checkbox"/>  </div> <div style="text-align: center;"> <input type="checkbox"/>  </div> <div style="text-align: center;"> <input type="checkbox"/>  </div> <div style="text-align: center;"> <input type="checkbox"/>  </div> </div>
---	-----	---------------------------------------------------------------------------------------------------------------------------------------------------------------------------------------------------------------------------------------------------------------------------------------------------------------------------------------------------------------------------------------------------------------------------------------------------------------------------------------------------------------------------------------------------------------------------------------------------------------------------------------------------------------------------------------------------------------------------------------------------------------------------------------------------------------------------------------



2	10/1	<p>This identification sign designates:</p> <div style="display: flex; align-items: flex-start;"> <div style="flex: 1;"> <input checked="" type="checkbox"/> motor vehicles carrying dangerous goods <input type="checkbox"/> slow-moving motor vehicles <input type="checkbox"/> motor vehicles with oversized load <input type="checkbox"/> the special purpose vehicles </div> <div style="flex: 1; text-align: center;">  </div> </div>
---	------	-------------------------------------------------------------------------------------------------------------------------------------------------------------------------------------------------------------------------------------------------------------------------------------------------------------------------------------------------------------------------------------------------------------------------------------------------------------------------------------------------------------------------------------------------------






2	10/2	<p>Which signs designate motor vehicles carrying dangerous goods?</p> <div style="display: flex; justify-content: space-around; align-items: flex-start;"> <div style="text-align: center;"> <input checked="" type="checkbox"/>  </div> <div style="text-align: center;"> <input type="checkbox"/>  </div> <div style="text-align: center;"> <input type="checkbox"/>  </div> <div style="text-align: center;"> <input type="checkbox"/>  </div> </div>
---	------	-------------------------------------------------------------------------------------------------------------------------------------------------------------------------------------------------------------------------------------------------------------------------------------------------------------------------------------------------------------------------------------------------------------------------------------------------------------------------------------------------------------------------------------------------------------------------------------------------------------------------------------------------------------------------------------------------------------------------------------------------------------------------------------------------------------------------



2	11/1	<p>This sign prohibits the entry of:</p> <div style="display: flex; align-items: flex-start;"> <div style="flex: 1;"> <input checked="" type="checkbox"/> road vehicles designated with an identification sign for dangerous goods <input type="checkbox"/> oversized road vehicles <input type="checkbox"/> trucks with trailers <input type="checkbox"/> trucks with a mass exceeding 15 tons </div> <div style="flex: 1; text-align: center;">  </div> </div>
---	------	------------------------------------------------------------------------------------------------------------------------------------------------------------------------------------------------------------------------------------------------------------------------------------------------------------------------------------------------------------------------------------------------------------------------------------------------------------------------------------------------------------------------------------------------------------------------------







2	12/1	<p>The road vehicle is oversized if:</p> <div style="display: flex; align-items: flex-start;"> <div style="flex: 1;"> <input checked="" type="checkbox"/> Its width, including the load, is 2.8 m <input type="checkbox"/> Its height, including the load, is 2.8 m <input type="checkbox"/> Its length, including the load, is 12 m </div> </div>
---	------	----------------------------------------------------------------------------------------------------------------------------------------------------------------------------------------------------------------------------------------------------------------------------------------------------------------------------------------------------------------------







2	12/2	<p>In which of the listed widths, the vehicle is oversized:</p> <div style="display: flex; align-items: flex-start;"> <div style="flex: 1;"> <input checked="" type="checkbox"/> width 2.9 m <input checked="" type="checkbox"/> width 2.7 m <input type="checkbox"/> width 2.5 m <input type="checkbox"/> width 2.3 m </div> </div>
---	------	-------------------------------------------------------------------------------------------------------------------------------------------------------------------------------------------------------------------------------------------------------------------------------------------------------------------------------------------------------------








2	12/3	<p>The road vehicle is oversized if:</p> <p><input checked="" type="checkbox"/> Its height, including the load, is 4.2 m</p> <p><input type="checkbox"/> Its width, including the load, is 2.2 m</p> <p><input type="checkbox"/> Its length, including the load, is 12 m</p>	
2	12/4	<p>The road vehicle is oversized if:</p> <p><input checked="" type="checkbox"/> Its height, including the load, is 4.5 m</p> <p><input checked="" type="checkbox"/> Its height, including the load, is 4.8 m</p> <p><input type="checkbox"/> Its height, including the load, is 2.5 m</p> <p><input type="checkbox"/> Its height, including the load, is 3.5 m</p>	
2	12/5	<p>For which of the heights listed below the vehicle considered as oversized:</p> <p><input checked="" type="checkbox"/> height of 4.5 m</p> <p><input checked="" type="checkbox"/> height of 4.3 m</p> <p><input checked="" type="checkbox"/> height of 4.1 m</p> <p><input type="checkbox"/> height of 3.9 m</p>	
2	12/6	<p>The road vehicle is oversized if:</p> <p><input checked="" type="checkbox"/> Its height, including the load, is 4.5 m</p> <p><input checked="" type="checkbox"/> Its width, including the load, is 2.8 m</p> <p><input type="checkbox"/> Its length, including the load, is 9 m</p>	
2	13/1	<p>In this situation, is there a danger for the children cyclists while driving past them?</p> <p><input checked="" type="checkbox"/> yes, because the cyclists are children</p> <p><input checked="" type="checkbox"/> yes, because the cyclists are moving close to the middle of the driveway</p> <p><input type="checkbox"/> no, because the cyclists are in the neighbouring road lane</p> <p><input type="checkbox"/> no, because the cyclists can see me</p>	
2	13/2	<p>In this situation:</p> <p><input checked="" type="checkbox"/> I should be careful and cautious</p> <p><input type="checkbox"/> there is no danger because the cyclists are in the neighbouring road lane and they can see me</p>	







2	13/3	<p>Which of the following actions should be taken in this situation?</p> <p><input checked="" type="checkbox"/> reduce speed</p> <p><input checked="" type="checkbox"/> drive with readiness to stop</p> <p><input checked="" type="checkbox"/> ensure sufficient lateral distance</p> <p><input type="checkbox"/> give a sound signal</p>	
2	13/4	<p>In this situation, in order to ensure the safety of the children cyclists, I must:</p> <p><input checked="" type="checkbox"/> reduce the speed</p> <p><input checked="" type="checkbox"/> provide a sufficient lateral distance</p> <p><input type="checkbox"/> immediately stop</p> <p><input type="checkbox"/> give a sound signal</p>	
2	14/1	<p>In this situation, before I start the overtaking, I must give a sound signal.</p> <p><input checked="" type="checkbox"/> incorrect</p> <p><input type="checkbox"/> correct</p>	
2	14/2	<p>In this situation I must:</p> <p><input checked="" type="checkbox"/> drive with readiness to stop</p> <p><input checked="" type="checkbox"/> be cautious to the behaviour of the cyclists</p> <p><input checked="" type="checkbox"/> ensure greater lateral distance while overtaking</p> <p><input type="checkbox"/> give a sound signal</p>	
2	14/3	<p>In this situation I must:</p> <p><input checked="" type="checkbox"/> drive with readiness to stop</p> <p><input checked="" type="checkbox"/> be cautious to the behaviour of the cyclists</p> <p><input type="checkbox"/> give a sound signal in order to draw the attention of the cyclists</p>	
2	15/1	<p>Which of the road vehicles listed below requires larger lateral distance to be ensured while overtaking?</p> <p><input checked="" type="checkbox"/> the bicycle</p> <p><input checked="" type="checkbox"/> the moped</p> <p><input type="checkbox"/> the tractor</p> <p><input type="checkbox"/> the articulated bus</p>	













2	16/1	<p>The drivers of two-wheeled motor vehicles are more vulnerable than passenger car drivers because:</p> <ul style="list-style-type: none"> <input checked="" type="checkbox"/> they easily lose their stability while driving <input checked="" type="checkbox"/> they are not protected by the passenger car body <input checked="" type="checkbox"/> it is more difficult to see them when they are in the "blind spot" of the passenger car <input type="checkbox"/> they drive more slowly
2	17/1	<p>In this situation, while passing past the cart there is a danger:</p> <ul style="list-style-type: none"> <input checked="" type="checkbox"/> if the cart suddenly changes its direction of movement due to frightening of the animal <input checked="" type="checkbox"/> if another domestic animal accompanying the cart goes out on the driveway <input checked="" type="checkbox"/> if the cart enters the driveway due to obstruction on the road side <input type="checkbox"/> if impossible to overtake because of the speed at which it moves impedes the overtaking 
2	17/2	<p>In this situation, while overtaking the cart there is a danger:</p> <ul style="list-style-type: none"> <input checked="" type="checkbox"/> of loads falling in front of the passenger car <input checked="" type="checkbox"/> if the cart suddenly changes its direction of movement due to frightening of the animal <input checked="" type="checkbox"/> if another domestic animal accompanying the cart goes out on the driveway, <input type="checkbox"/> if impossible to overtake 
2	18/1	<p>Children under 12 years must get off a passenger car, which has stopped on the driveway, from:</p> <ul style="list-style-type: none"> <input checked="" type="checkbox"/> the side of the sidewalk <input checked="" type="checkbox"/> the side of the road side <input type="checkbox"/> the side of the driver of the motor vehicle <input type="checkbox"/> the side which is more convenient for the driver
2	19/1	<p>Children under 12 years must board a passenger car, which has stopped on the driveway, from:</p> <ul style="list-style-type: none"> <input checked="" type="checkbox"/> the side of the sidewalk <input checked="" type="checkbox"/> the side of the road side <input type="checkbox"/> either side of the vehicle, if the child is accompanied by an adult <input type="checkbox"/> the side of the driver of the motor vehicle

2	20/1	<p>In this situation, the driver of the motor vehicle must give way to the pedestrian.</p> <p><input checked="" type="checkbox"/> correct <input type="checkbox"/> incorrect</p>	
2	21/1	<p>In which of the following cases the driver of a non-rail road vehicle is obliged to give way to the pedestrians walking on the pedestrian crossing:</p> <p><input checked="" type="checkbox"/> if the crossing is outlined by dashed lines <input type="checkbox"/> if the path is of the "Zebra" type only <input checked="" type="checkbox"/> if the path is not outlined by road markings <input type="checkbox"/> if the path is designated by a road sign only</p>	
2	21/2	<p>In this situation, the pedestrian has the right of way.</p> <p><input checked="" type="checkbox"/> correct <input type="checkbox"/> incorrect</p>	
2	21/3	<p>When is the driver of a non-rail road vehicle obliged to give way to the pedestrians walking on the pedestrian crossing?</p> <p><input checked="" type="checkbox"/> always <input type="checkbox"/> only when the pedestrians have reached the middle of the driveway <input type="checkbox"/> only when they are close to the car</p>	
2	22/1	<p>How should you act in the following situation?</p> <p><input checked="" type="checkbox"/> I should give way to the pedestrian <input type="checkbox"/> I may drive through, because the pedestrian has not reached the middle of the driveway <input type="checkbox"/> I may drive through, because the pedestrian is in the neighbouring road lane</p>	
2	23/1	<p>Is there any danger in this situation when the child is on the sidewalk?</p> <p><input checked="" type="checkbox"/> yes <input type="checkbox"/> no</p>	

2	23/2	<p>Is there any danger in this situation?</p> <p><input checked="" type="checkbox"/> yes, because the child is not looking at me</p> <p><input checked="" type="checkbox"/> yes, because the child may suddenly enter the driveway</p> <p><input type="checkbox"/> no, because the child is not looking at me and he will not enter the driveway</p> <p><input type="checkbox"/> no, because the child is on the sidewalk</p>	
2	24/1	<p>In this situation there is no any danger, because the child gets up on the sidewalk and leaves the driveway.</p> <p><input checked="" type="checkbox"/> incorrect</p> <p><input type="checkbox"/> correct</p>	
2	25/1	<p>In this situation, are you obliged to consider the behavior of the children?</p> <p><input checked="" type="checkbox"/> yes, because they are close to the driveway</p> <p><input checked="" type="checkbox"/> yes, because they are children</p> <p><input type="checkbox"/> no, because they are walking on the sidewalk</p> <p><input type="checkbox"/> no, because they can see me</p>	
2	26/1	<p>In this situation, if the children stand in the middle of the street, it is safe enough to drive behind them.</p> <p><input checked="" type="checkbox"/> incorrect</p> <p><input type="checkbox"/> correct</p>	
2	27/1	<p>In this situation:</p> <p><input checked="" type="checkbox"/> I drive on with readiness to stop</p> <p><input type="checkbox"/> I must stop and wait for the pedestrian to pass</p>	
2	28/1	<p>In this situation I should:</p> <p><input checked="" type="checkbox"/> reduce the speed</p> <p><input checked="" type="checkbox"/> drive on with readiness to stop</p> <p><input type="checkbox"/> give a signal of maneuver and drive around the pedestrian</p> <p><input type="checkbox"/> give a sound signal and drive on</p>	


2	29/1	<p>Which of the following actions will ensure greater safety for the children in this situation?</p> <p><input checked="" type="checkbox"/> driving at a greater distance from them</p> <p><input checked="" type="checkbox"/> drive on with readiness to stop</p> <p><input checked="" type="checkbox"/> reduce the speed</p> <p><input type="checkbox"/> drive quickly past them</p>	
2	30/1	<p>This road sign:</p> <p><input checked="" type="checkbox"/> warns about a danger of unexpected occurrence of children on the driveway</p> <p><input type="checkbox"/> indicates the beginning of the pedestrian crossing</p> <p><input type="checkbox"/> prohibits the movement of children on the road</p> <p><input type="checkbox"/> designates the exact place where children cross the driveway</p>	
2	30/2	<p>Which of these means of signalization indicates a danger of unexpected occurrence of children on the driveway?</p> <p><input checked="" type="checkbox"/> </p> <p><input checked="" type="checkbox"/> </p> <p><input checked="" type="checkbox"/> </p> <p><input type="checkbox"/> </p>	
2	31/1	<p>After a traffic light signal allows the driver to drive through a pedestrian crossing, is the driver obliged to take into consideration the pedestrians on it?</p> <p><input checked="" type="checkbox"/> yes, always</p> <p><input type="checkbox"/> yes, but only with those which give a hand signal</p> <p><input type="checkbox"/> no</p>	
2	32/1	<p>In this situation, when the signal of the traffic-controller allows the driver of the car to drive through, is he obliged to take into consideration the pedestrians?</p> <p><input checked="" type="checkbox"/> yes</p> <p><input type="checkbox"/> no</p>	
2	33/1	<p>When the driver of a road vehicle should give a signal for his intention to make a sideward maneuver?</p> <p><input checked="" type="checkbox"/> always</p> <p><input type="checkbox"/> only if there is another road vehicle behind him</p> <p><input type="checkbox"/> in heavy traffic only</p> <p><input type="checkbox"/> in reduced visibility only</p>	





2	33/2	<p>Should the driver always give appropriate signals before setting off to join the traffic?</p> <p><input checked="" type="checkbox"/> yes</p> <p><input type="checkbox"/> no</p>
2	34/1	<p>The signal for maneuvers is given:</p> <p><input checked="" type="checkbox"/> before the maneuver</p> <p><input type="checkbox"/> with the start of the maneuver</p> <p><input type="checkbox"/> after starting the maneuver</p>
2	35/1	<p>The short switching over of the lights, as an additional signal for making a maneuver, is:</p> <p><input type="checkbox"/> not allowed in the traffic in populated areas</p> <p><input checked="" type="checkbox"/> allowed outside of the populated areas</p> <p><input checked="" type="checkbox"/> allowed in road traffic</p> <p><input type="checkbox"/> not allowed in highway traffic</p>
2	36/1	<p>The driver of a road vehicle should give a signal to the other road users:</p> <p><input checked="" type="checkbox"/> before making a turn at a road junction</p> <p><input checked="" type="checkbox"/> before leaving the road lane</p> <p><input checked="" type="checkbox"/> before joining the road traffic</p> <p><input type="checkbox"/> before abrupt reduction of the speed</p>
2	37/1	<p>If made by hand, the signal for stopping is:</p> <div> <input checked="" type="checkbox"/> <input type="checkbox"/> <input type="checkbox"/> </div> <div>    </div>
2	37/2	<p>If made by hand, the signal for movement to the right is:</p> <div> <input checked="" type="checkbox"/> <input type="checkbox"/> <input type="checkbox"/> </div> <div>    </div>


2	37/3	<p>If made by hand, the signal for movement to the left is:</p> <div><input checked="" type="checkbox"/></div> <div><input type="checkbox"/></div> <div><input type="checkbox"/></div> <div></div> <div></div> <div></div>
2	38/1	<p>When starting off and merging with traffic from the right side of the road, the driver of the two-wheeled road vehicle should give the following hand signal:</p> <div><input checked="" type="checkbox"/></div> <div><input type="checkbox"/></div> <div><input type="checkbox"/></div> <div></div> <div></div> <div></div>
2	38/2	<p>When starting off and merging with traffic from the left side of the road, the driver of the two-wheeled road vehicle should give the following hand signal:</p> <div><input checked="" type="checkbox"/></div> <div><input type="checkbox"/></div> <div><input type="checkbox"/></div> <div></div> <div></div> <div></div>
2	38/3	<p>In case of stopping, the driver of the two-wheeled road vehicle should give the following hand signal:</p> <div><input checked="" type="checkbox"/></div> <div><input type="checkbox"/></div> <div><input type="checkbox"/></div> <div></div> <div></div> <div></div>
2	39/1	<p>When the driver gives a hand signal for a maneuver, is it allowed to stop the signal before starting the maneuver?</p> <div><input checked="" type="checkbox"/> yes</div> <div><input type="checkbox"/> no</div>


2	40/1	<p>When the turn indicators are damaged, how should a signal be given before moving around with moving to the left?</p> <p><input checked="" type="checkbox"/> with stretched sideward left hand</p> <p><input type="checkbox"/> with lifted vertically hand</p> <p><input type="checkbox"/> with stretched sideward right hand</p> <p><input type="checkbox"/> I am not obliged to give a signal</p>
2	41/1	<p>How must the driver give a signal for his intention to join the road traffic, if the turn indicator of the car is damaged?</p> <p><input checked="" type="checkbox"/> he should give a hand signal</p> <p><input type="checkbox"/> he should give a sound signal</p> <p><input type="checkbox"/> he is not obliged to give a signal</p> <p><input type="checkbox"/> it is enough to switch over the lights</p>
2	42/1	<p>When driving in a populated area, is it allowed to use a sound signal?</p> <p><input checked="" type="checkbox"/> only when required for road traffic accident prevention</p> <p><input type="checkbox"/> while approaching a pedestrian crossing with pedestrians on it</p> <p><input type="checkbox"/> always</p>
2	43/1	<p>While driving outside a populated area it is allowed to use a sound signal:</p> <p><input checked="" type="checkbox"/> for road traffic</p> <p><input checked="" type="checkbox"/> accident prevention</p> <p><input type="checkbox"/> at higher speeds</p> <p><input type="checkbox"/> no restrictions</p>
2	44/1	<p>While driving outside of populated area, the driver may use the sound signal:</p> <p><input checked="" type="checkbox"/> to warn the road users about a possible danger</p> <p><input checked="" type="checkbox"/> as an additional signal, while performing a maneuver</p> <p><input checked="" type="checkbox"/> for road traffic accident prevention</p> <p><input type="checkbox"/> to give way</p>
2	45/1	<p>The use of sound signal is allowed:</p> <p><input checked="" type="checkbox"/> outside of the populated area, as an additional signal for maneuver</p> <p><input checked="" type="checkbox"/> everywhere, to prevent road traffic accidents</p> <p><input type="checkbox"/> in populated area, as an additional signal for maneuver</p> <p><input type="checkbox"/> everywhere, without restrictions</p>


2	46/1	<p>The signal for maneuver given with a turn indicator must be stopped:</p> <p><input checked="" type="checkbox"/> immediately after the maneuver</p> <p><input type="checkbox"/> immediately after the start of the maneuver</p> <p><input type="checkbox"/> during the maneuver</p> <p><input type="checkbox"/> immediately upon completion of the maneuver</p>
2	47/1	<p>Does the signal given by the driver before the maneuver provide him right of way?</p> <p><input type="checkbox"/> yes</p> <p><input checked="" type="checkbox"/> no</p>
2	48/1	<p>Yellow flashing or blinking light is used to designate:</p> <p><input checked="" type="checkbox"/> a motor vehicle, which is an obstacle to the other motor vehicles</p> <p><input checked="" type="checkbox"/> a motor vehicle, which poses a threat to the road traffic</p> <p><input type="checkbox"/> motor vehicles with special regime of movement</p> <p><input type="checkbox"/> all special purpose vehicles</p>
2	49/1	<p>"Emergency signal" is:</p> <p><input checked="" type="checkbox"/> the simultaneous switching on of all direction Indicators</p> <p><input type="checkbox"/> switching between high and low beam</p> <p><input type="checkbox"/> the successive switching on and off of all lights</p> <p><input type="checkbox"/> the simultaneous switching on and off of the low-beam headlights and the sidelights</p>
2	50/1	<p>The simultaneous switching on of all direction indicators is used for:</p> <p><input checked="" type="checkbox"/> warning of the road users about danger on the road</p> <p><input type="checkbox"/> designating the vehicles with special regime of movement</p> <p><input type="checkbox"/> designating a parked road vehicle</p> <p><input type="checkbox"/> warning the other road users about the undertaking of a maneuver</p>
2	51/1	<p>Before making the maneuver the driver of the road vehicle should signal for it because:</p> <p><input checked="" type="checkbox"/> by the signal he warns the other road users of his intention</p> <p><input checked="" type="checkbox"/> he shows the other drivers in which direction he will continue the movement</p> <p><input type="checkbox"/> the signal relieves him from liability</p> <p><input type="checkbox"/> the signal gives him right of way</p>
2	52/1	<p>Is it allowed, while making of maneuver, to give an additional signal by a short turning-on of the lights?</p> <p><input checked="" type="checkbox"/> yes</p> <p><input type="checkbox"/> no</p>


2	53/1	<p>The driver of the motor vehicle may signal other road users by a short turning-on of the high-beam headlights:</p> <ul style="list-style-type: none"> <input checked="" type="checkbox"/> to warn them about a possible danger while making the maneuver <input checked="" type="checkbox"/> to draw their attention during a maneuver <input type="checkbox"/> to indicate that he will make a U-turn <input type="checkbox"/> to show them that he has right of way
2	54/1	<p>What must the driver do if the following stick signal is given?</p> <ul style="list-style-type: none"> <input checked="" type="checkbox"/> stop <input type="checkbox"/> continue driving at lower speed <input type="checkbox"/> he is not obliged to take this signal into consideration <input type="checkbox"/> give an emergency signal 
2	55/1	<p>What is the pedestrian standing on the sidewalk with a stretched up arm or arm stretched across the road signaling?</p> <ul style="list-style-type: none"> <input checked="" type="checkbox"/> his intention to enter the driveway <input type="checkbox"/> tells the driver that he will wait for the passing cars <input type="checkbox"/> signals the other pedestrians that they may cross the driveway <input type="checkbox"/> signals the other pedestrians that they may not cross the driveway
2	56/1	<p>How do the pedestrians signal their intention to cross the driveway?</p> <ul style="list-style-type: none"> <input checked="" type="checkbox"/> with the arm stretched up <input checked="" type="checkbox"/> with the arm stretched across the driveway <input type="checkbox"/> with a circular motion of the arm <input type="checkbox"/> the pedestrians have not the right to give signals
2	57/1	<p>When the pedestrian gives a signal with his arm for his intention to cross on a pedestrian crossing, the driver of the road vehicle:</p> <ul style="list-style-type: none"> <input checked="" type="checkbox"/> is obliged to give way to him without creating danger for the road traffic <input type="checkbox"/> must immediately stop <input type="checkbox"/> is not obliged to take him into consideration <input type="checkbox"/> must give a signal to the pedestrian that he will give way to him

2	58/1	<p>In this situation, you should slow down and be prepared to stop because:</p> <ul style="list-style-type: none"> <input type="checkbox"/> the white car will turn left and join the traffic <input checked="" type="checkbox"/> the vehicle in front of you is giving a right turn signal <input checked="" type="checkbox"/> there are children on the roadway <div data-bbox="368 344 1430 517">  </div>
2	59/1	<p>In this situation you should slow down and be prepared to stop because of:</p> <ul style="list-style-type: none"> <input type="checkbox"/> the white car parked on the right side <input checked="" type="checkbox"/> the child <input type="checkbox"/> the motorcycle <div data-bbox="368 792 1430 965">  </div>
2	60/1	<p>What should you do in this situation?</p> <ul style="list-style-type: none"> <input type="checkbox"/> give a sound signal to the cyclist to let you pass by <input type="checkbox"/> overtake the cyclist <input checked="" type="checkbox"/> continue driving behind the cyclist <div data-bbox="368 1240 1430 1413">  </div>
2	61/1	<p>In this situation, you should stop:</p> <ul style="list-style-type: none"> <input checked="" type="checkbox"/> because you do not have sufficient view of the road where you want to continue driving <input type="checkbox"/> to wait for the white car to drive off <input checked="" type="checkbox"/> to give way to the cyclist <div data-bbox="368 1706 1430 1879">  </div>

2	62/1	<p>What should you do in this situation?</p> <ul style="list-style-type: none"> <input checked="" type="checkbox"/> wait for the cyclist to pass in order to provide enough side distance to him <input type="checkbox"/> continue driving, reducing your speed <input type="checkbox"/> continue driving without changing your speed <div data-bbox="368 344 1430 517" style="display: flex; justify-content: space-between; align-items: center;"> <div style="flex-grow: 1; border: 1px solid #ccc; height: 77px;"></div>  </div>
---	------	-----------------------------------------------------------------------------------------------------------------------------------------------------------------------------------------------------------------------------------------------------------------------------------------------------------------------------------------------------------------------------------------------------------------------------------------------------------------------------------------------------------------------------------------------------------------------------------------------------------------------------------------------------------------

2	63/1	<p>What should you do in this situation?</p> <ul style="list-style-type: none"> <input type="checkbox"/> keep on driving at low speed/slowly as there are no signs that a pedestrian is willing to cross along the pedestrian crossing <input type="checkbox"/> stop because the child on the left sidewalk is about to step into the roadway <input checked="" type="checkbox"/> stop because the running person approaching from the right will cross along the pedestrian crossing <div data-bbox="368 837 1430 1010" style="display: flex; justify-content: space-between; align-items: center;"> <div style="flex-grow: 1; border: 1px solid #ccc; height: 77px;"></div>  </div>
---	------	-------------------------------------------------------------------------------------------------------------------------------------------------------------------------------------------------------------------------------------------------------------------------------------------------------------------------------------------------------------------------------------------------------------------------------------------------------------------------------------------------------------------------------------------------------------------------------------------------------------------------------------------------------------------------------------------------------------------------------------------------------------------------------------------------------------------

2	64/1	<p>What should you do in this situation?</p> <ul style="list-style-type: none"> <input checked="" type="checkbox"/> overtake the blue car and move to the right lane <input type="checkbox"/> slow down to prompt the vehicle behind you to maintain the required distance <input type="checkbox"/> overtake the red car and move to the right lane <div data-bbox="368 1308 1430 1480" style="display: flex; justify-content: space-between; align-items: center;"> <div style="flex-grow: 1; border: 1px solid #ccc; height: 77px;"></div>  </div>
---	------	-----------------------------------------------------------------------------------------------------------------------------------------------------------------------------------------------------------------------------------------------------------------------------------------------------------------------------------------------------------------------------------------------------------------------------------------------------------------------------------------------------------------------------------------------------------------------------------------------------------------------------------------------------------------------------------

2	65/1	<p>What should you do in this situation?</p> <ul style="list-style-type: none"> <input type="checkbox"/> continue driving without changing your speed <input type="checkbox"/> move to the left <input checked="" type="checkbox"/> slow down and stop if necessary <div data-bbox="368 1756 1430 1928" style="display: flex; justify-content: space-between; align-items: center;"> <div style="flex-grow: 1; border: 1px solid #ccc; height: 77px;"></div>  </div>
---	------	---------------------------------------------------------------------------------------------------------------------------------------------------------------------------------------------------------------------------------------------------------------------------------------------------------------------------------------------------------------------------------------------------------------------------------------------------------------------------------------------------------------------------------------------------------------------------------------------------