

## EXECUTIVE AGENCY "ROAD TRANSPORT ADMINISTRATION"

### EXAM QUESTIONS FOR CANDIDATES FOR ACQUISITION OF DRIVING LICENSE FROM CATEGORY E

Topic 5: Basic safety rules






Points	Number	Question and answers
2	1/1	<p><b>Three identical orange lights on the driver's cab of a motor vehicle are used to mark:</b></p> <ul style="list-style-type: none"><li><input type="checkbox"/> trucks with length above 7 m</li><li><input type="checkbox"/> road vehicles carrying a load, which might cause pollution to the environment</li><li><input checked="" type="checkbox"/> a motor vehicle towing one or more trailers</li></ul>
2	2/1	<p><b>When passing by a road vehicle marked by three identical orange lights mounted on the driver's cab of the towing motor vehicle, the following would represent a danger:</b></p> <ul style="list-style-type: none"><li><input checked="" type="checkbox"/> the possibility for a lateral deviation of the trailers</li><li><input type="checkbox"/> the possibility of a load falling on the driveway</li><li><input type="checkbox"/> a load, which might cause pollution to the environment</li></ul>
2	3/1	<p><b>When a "tractor-trailer" combination is stopping, there is a probability for "folding" in case:</b></p> <ul style="list-style-type: none"><li><input type="checkbox"/> the braking system of the trailer is engaged earlier than the braking system of the tractor</li><li><input checked="" type="checkbox"/> when the braking system of the trailer is engaged later than the braking system of the tractor</li></ul>
2	4/1	<p><b>In case the towing motor vehicle is equipped with an anti-lock braking system, but the trailer is not:</b></p> <ul style="list-style-type: none"><li><input checked="" type="checkbox"/> a danger of "folding" of the combination of vehicles in case of emergency braking (the trailer will start pushing the tractor) exists</li><li><input type="checkbox"/> the trailer will pull the tractor back while braking</li><li><input type="checkbox"/> no danger exists as the trailer always stops earlier than the tractor</li></ul>
2	5/1	<p><b>While coupling or uncoupling a trailer:</b></p> <ul style="list-style-type: none"><li><input type="checkbox"/> there must be no load in the trailer</li><li><input checked="" type="checkbox"/> the trailer must be secured against movement</li><li><input type="checkbox"/> the emergency lights must be switched on</li></ul>

2	6/1	<p><b>Which of the air compressor hoses must be disconnected first when uncoupling the trailer?</b></p> <p><input checked="" type="checkbox"/> the “feeding” hose, as in the reverse order the brakes of the trailer will be temporarily released</p> <p><input type="checkbox"/> the “brakes control” hose</p> <p><input type="checkbox"/> the sequence of disconnecting the air compressor hoses is of no importance</p>
2	7/1	<p><b>A trailer will be coupled to a truck more quickly when:</b></p> <p><input type="checkbox"/> a higher reverse gear is engaged</p> <p><input checked="" type="checkbox"/> a person is asked to assist in directing the vehicle</p> <p><input type="checkbox"/> first the parking brake of the trailer is released</p>
2	8/1	<p><b>When coupling the trailer, the person assisting in directing the vehicle must be standing:</b></p> <p><input type="checkbox"/> at the back right-hand side of the vehicle</p> <p><input checked="" type="checkbox"/> at the back left-hand side of the vehicle</p> <p><input type="checkbox"/> in the middle, at the back of the vehicle</p>
2	9/1	<p><b>If the driver stops seeing in the rear-view mirror the person assisting in directing the vehicle while driving backwards for the purpose of coupling a trailer to a vehicle, the driver must:</b></p> <p><input type="checkbox"/> give a sound signal and continue with the manoeuvre</p> <p><input checked="" type="checkbox"/> stop immediately</p> <p><input type="checkbox"/> switch on the emergency lights and continue with the manoeuvre</p>
2	10/1	<p><b>When coupling a trailer, the person assisting in directing the vehicle must be standing in the middle, at the back of the vehicle.</b></p> <p><input checked="" type="checkbox"/> incorrect</p> <p><input type="checkbox"/> correct</p>
2	11/1	<p><b>Is it allowed to carry people in a trailer towed by a truck?</b></p> <p><input type="checkbox"/> yes, if the people are stevedores</p> <p><input checked="" type="checkbox"/> no</p>
2	12/1	<p><b>While driving backwards, the driver of a combination of road vehicles must constantly monitor the road behind the vehicle, and if this is impossible, the driver must ask a person to signal in case of dangers.</b></p> <p><input checked="" type="checkbox"/> correct</p> <p><input type="checkbox"/> incorrect</p>

2	13/1	<p><b>Where must the driver be when loading or unloading is made by crane?</b></p> <p><input type="checkbox"/> in the tractor cab</p> <p><input checked="" type="checkbox"/> at a safe place outside the road vehicle</p> <p><input type="checkbox"/> it does not matter</p>
2	14/1	<p><b>When there are no other restrictions, the driver of a motor vehicle of category CE, when driving outside populated area must not exceed:</b></p> <p><input type="checkbox"/> 60 km/h</p> <p><input checked="" type="checkbox"/> 70 km/h</p> <p><input type="checkbox"/> 80 km/h</p>
2	15/1	<p><b>When there are no other restrictions, the driver of a composition of motor vehicles of category CE, when driving on a motorway must not exceed:</b></p> <p><input checked="" type="checkbox"/> 100 km/h</p> <p><input type="checkbox"/> 110 km/h</p> <p><input type="checkbox"/> 120 km/h</p>
2	15/2	<p><b>When there are no other restrictions, the driver of a composition of motor vehicles of category CE, when driving on a speed road must not exceed:</b></p> <p><input checked="" type="checkbox"/> 90 km/h</p> <p><input type="checkbox"/> 100 km/h</p> <p><input type="checkbox"/> 80 km/h</p>
2	16/1	<p><b>When there are no other restrictions, the driver of a motor vehicle of category CE, when driving into populated area must not exceed:</b></p> <p><input type="checkbox"/> 60 km/h</p> <p><input checked="" type="checkbox"/> 50 km/h</p> <p><input type="checkbox"/> 40 km/h</p>
2	17/1	<p><b>When there are no other restrictions, the driver of a composition of motor vehicles of category DE, when driving on a motorway must not exceed:</b></p> <p><input type="checkbox"/> 90 km/h</p> <p><input checked="" type="checkbox"/> 100 km/h</p> <p><input type="checkbox"/> 110 km/h</p>
2	17/2	<p><b>When there are no other restrictions, the driver of a composition of motor vehicles of category DE, when driving on a speed road must not exceed:</b></p> <p><input type="checkbox"/> 80 km/h</p> <p><input checked="" type="checkbox"/> 90 km/h</p> <p><input type="checkbox"/> 100 km/h</p>

2	18/1	<p><b>When there are no other restrictions, the driver of a motor vehicle of category DE, when driving into populated area must not exceed:</b></p> <p><input type="checkbox"/> 40 km/h</p> <p><input checked="" type="checkbox"/> 50 km/h</p> <p><input type="checkbox"/> 60 km/h</p>
2	19/1	<p><b>When there are no other restrictions, the driver of a motor vehicle of category DE, when driving outside populated area must not exceed:</b></p> <p><input type="checkbox"/> 60 km/h</p> <p><input checked="" type="checkbox"/> 70 km/h</p> <p><input type="checkbox"/> 80 km/h</p>
2	20/1	<p><b>In case of movement of a combination of road vehicles, the towing motor vehicle must be equipped with at least:</b></p> <p><input type="checkbox"/> one rear-view mirror</p> <p><input checked="" type="checkbox"/> two rear-view mirrors</p> <p><input type="checkbox"/> three rear-view mirrors</p>
2	21/1	<p><b>Is it allowed to tow a trailer without a registration plate?</b></p> <p><input type="checkbox"/> yes, in case the trailer has a maximum permissible mass of up to 750 kg</p> <p><input checked="" type="checkbox"/> no</p> <p><input type="checkbox"/> no, with the exception of the cases when transport is performed at a distance of less than 50 km</p>
2	22/1	<p><b>What measures must be taken in case you detect a failure in the coupling device of a combination of vehicles while driving?</b></p> <p><input checked="" type="checkbox"/> remain stationary until the failure is removed</p> <p><input type="checkbox"/> may proceed at a lower speed to the nearest service station</p>
2	23/1	<p><b>Is it allowed to couple more than one trailer to a vehicle?</b></p> <p><input checked="" type="checkbox"/> yes</p> <p><input type="checkbox"/> no</p>
1	24/1	<p><b>This identification sign is used to mark:</b></p> <p><input checked="" type="checkbox"/> trailers, including semi-trailers</p> <p><input type="checkbox"/> only semi-trailers</p> <p><input type="checkbox"/> all trailers with the exception of semi-trailers</p>



1	25/1	<p><b>This identification sign is used to mark:</b></p> <p><input checked="" type="checkbox"/> trailers, including semi-trailers</p> <p><input type="checkbox"/> only semi-trailers</p> <p><input type="checkbox"/> all trailers with the exception of semi-trailers</p>	
1	26/1	<p><b>This identification sign is used to mark:</b></p> <p><input checked="" type="checkbox"/> trailers, including semi-trailers</p> <p><input type="checkbox"/> only semi-trailers</p> <p><input type="checkbox"/> all trailers with the exception of semi-trailers</p>	
1	27/1	<p><b>This identification sign is used to mark:</b></p> <p><input checked="" type="checkbox"/> trailers, including semi-trailers</p> <p><input type="checkbox"/> only semi-trailers</p> <p><input type="checkbox"/> all trailers with the exception of semi-trailers</p>	
1	28/1	<p><b>This road sign forbids:</b></p> <p><input checked="" type="checkbox"/> the entry of motor vehicles with trailers</p> <p><input type="checkbox"/> the entry of motor vehicles with trailers, with the exception of semi-trailers and one-axle trailers</p>	
1	29/1	<p><b>Is it allowed for a vehicle towing a one-axle trailer to enter after this road sign?</b></p> <p><input checked="" type="checkbox"/> yes</p> <p><input type="checkbox"/> no</p>	
1	30/1	<p><b>This road sign forbids:</b></p> <p><input type="checkbox"/> the entry of motor vehicles with trailers</p> <p><input checked="" type="checkbox"/> the entry of motor vehicles with trailers, with the exception of semi-trailers and single one-axle trailers</p>	