











EXECUTIVE AGENCY "ROAD TRANSPORT ADMINISTRATION"






EXAM QUESTIONS FOR CANDIDATES FOR ACQUISITION OF DRIVING LICENSE FROM CATEGORIES AM, A1, A2, A, B1, B AND T







Topic 5: LOCATION OF THE NON-RAIL ROAD VEHICLES ON THE ROAD







Points	Number	Question and answers	
3	1/1	<p>In this situation, the location of the vehicle on the driveway is:</p> <p><input checked="" type="checkbox"/> correct</p> <p><input type="checkbox"/> incorrect</p>	
3	1/2	<p>In this situation, I must drive:</p> <p><input checked="" type="checkbox"/> in the right road lane</p> <p><input type="checkbox"/> in the road lane, which is more convenient for me</p> <p><input type="checkbox"/> in the left road lane</p>	
3	2/1	<p>Which passenger car is moving incorrectly on the roadway?</p> <p><input checked="" type="checkbox"/> the blue car</p> <p><input type="checkbox"/> the red car</p> <p><input type="checkbox"/> both cars</p>	
3	2/2	<p>On a two-way road with one road lane for each direction, the vehicles must move:</p> <p><input checked="" type="checkbox"/> in the right road lane</p> <p><input type="checkbox"/> in the middle of the road</p> <p><input type="checkbox"/> in the left road lane</p>	






3	3/1	<p>In this situation:</p> <ul style="list-style-type: none"> <input checked="" type="checkbox"/> a section of the road with two-way traffic follows <input checked="" type="checkbox"/> the left side of the roadway is for the vehicles of the oncoming traffic <input type="checkbox"/> the oncoming passenger cars have right of way <input type="checkbox"/> we are entering a section of the road which is prohibited for passing each other 	
3	4/1	<p>On a two-lane two-way road, entering the lane of the oncoming traffic is:</p> <ul style="list-style-type: none"> <input checked="" type="checkbox"/> allowed, in case of overtaking <input checked="" type="checkbox"/> allowed, in case of going around <input type="checkbox"/> prohibited in all cases <input type="checkbox"/> allowed, whenever the lane is free 	
3	6/1	<p>On a two-lane two-way road, the driver must drive:</p> <ul style="list-style-type: none"> <input checked="" type="checkbox"/> possibly in the rightmost part of the driveway, if the road lanes are not designated by road marking <input checked="" type="checkbox"/> in the right road lane, if the road lanes are designated by road marking <input type="checkbox"/> in the road lane which is more convenient for him <input type="checkbox"/> in the left road lane, whenever it is free 	
3	7/1	<p>The position of the red passenger car, which is moving outside the populated area is:</p> <ul style="list-style-type: none"> <input checked="" type="checkbox"/> incorrect <input type="checkbox"/> correct 	
3	8/1	<p>On this road, outside the populated areas, the driver must drive:</p> <ul style="list-style-type: none"> <input checked="" type="checkbox"/> possibly in the rightmost part of the driveway, if the road lanes are not designated by a road marking <input checked="" type="checkbox"/> in the right road lane, if the road lanes are designated by a road marking <input type="checkbox"/> in the road lane which is more convenient for him <input type="checkbox"/> in the left road lane, whenever it is free 	

3	13/1	<p>Which passenger car is moving correctly on this road, outside the populated areas?</p> <p><input checked="" type="checkbox"/> the blue car</p> <p><input type="checkbox"/> the red car</p> <p><input type="checkbox"/> both cars</p>	
3	14/1	<p>In this situation, on a road outside a populated area, the drivers are allowed:</p> <p><input checked="" type="checkbox"/> to drive in the rightmost free road lane</p> <p><input checked="" type="checkbox"/> to drive in the middle road lane if the right one is occupied</p> <p><input type="checkbox"/> to drive in the road lane which is most convenient for them</p> <p><input type="checkbox"/> to drive in the middle road lane, whenever it is free</p>	
3	14/2	<p>In this situation, on a road outside a populated area, the drivers are allowed:</p> <p><input checked="" type="checkbox"/> to drive in the rightmost free road lane</p> <p><input checked="" type="checkbox"/> to drive in the middle road lane when the right one is occupied</p> <p><input checked="" type="checkbox"/> to enter the middle road lane when overtaking</p> <p><input type="checkbox"/> to enter the leftmost road lane when overtaking</p>	
3	15/1	<p>In this situation the position of the red passenger car on the driveway is:</p> <p><input checked="" type="checkbox"/> incorrect</p> <p><input type="checkbox"/> correct</p>	
3	16/1	<p>In this situation, the driver is allowed:</p> <p><input checked="" type="checkbox"/> to enter into the middle road lane when overtaking</p> <p><input checked="" type="checkbox"/> to enter into the middle road during bypassing</p> <p><input type="checkbox"/> to drive into the road lane which is most convenient for him</p> <p><input type="checkbox"/> to enter the leftmost road lane when overtaking</p>	
3	18/1	<p>In this situation, the entry into the road lanes of the oncoming traffic is:</p> <p><input checked="" type="checkbox"/> prohibited</p> <p><input type="checkbox"/> allowed without restrictions</p> <p><input type="checkbox"/> allowed, but only when overtaking</p> <p><input type="checkbox"/> allowed when they are free</p>	

3	18/2	<p>The entry into an oncoming traffic lane of a four-lane two-way road is:</p> <p><input checked="" type="checkbox"/> prohibited</p> <p><input type="checkbox"/> allowed without restrictions</p> <p><input type="checkbox"/> allowed for overtaking</p> <p><input type="checkbox"/> allowed for bypassing</p>	
3	19/1	<p>Which of the following conditions should be met to allow the driver to use the road lane which is most convenient for him, when driving in a populated area?</p> <p><input checked="" type="checkbox"/> the roadway should have two or more road lanes for movement in one direction</p> <p><input checked="" type="checkbox"/> the road lanes should be designated by road marking</p> <p><input checked="" type="checkbox"/> the permitted speed limit must be not higher than 80 km/h</p> <p><input type="checkbox"/> the total vehicle mass should not exceed 3.5 tons</p>	
3	19/2	<p>Which of the following conditions should be met to allow the driver to use the road lane which is most convenient for him, when driving in a populated area?</p> <p><input checked="" type="checkbox"/> the roadway should have two and more road lanes for one-way traffic</p> <p><input checked="" type="checkbox"/> the number of road lanes and traffic directions are designated by a road sign</p> <p><input checked="" type="checkbox"/> the permitted speed limit should be not higher than 80 km/h</p> <p><input type="checkbox"/> the road should have two driveways</p>	
3	19/3	<p>Which of the following conditions should be met to allow the driver to use the road lane which is most convenient for him, when driving in a populated area?</p> <p><input checked="" type="checkbox"/> the roadway should have two or more road lanes for one-way traffic</p> <p><input checked="" type="checkbox"/> the permitted speed limit should be not higher than 80 km/h</p> <p><input type="checkbox"/> the roadway should have no less than three road lanes for one-way traffic</p> <p><input type="checkbox"/> the permitted speed limit should be not higher than 50 km/h</p>	
3	20/1	<p>In this situation, are you obliged to drive into the rightmost road lane if you cannot overtake both passenger cars?</p> <p><input checked="" type="checkbox"/> no</p> <p><input type="checkbox"/> yes</p>	


3	21/1	<p>In this situation:</p> <p><input checked="" type="checkbox"/> it is allowed to use the road lane which is most convenient for me</p> <p><input type="checkbox"/> I must go into the rightmost part of the driveway</p> <p><input type="checkbox"/> I must drive in the possibly rightmost free road lane</p>	
3	22/1	<p>In this situation, the position of the red passenger car on the driveway is:</p> <p><input checked="" type="checkbox"/> correct</p> <p><input type="checkbox"/> incorrect</p>	
3	23/1	<p>Which passenger car is moving correctly in this road in a populated area?</p> <p><input type="checkbox"/> the blue car only</p> <p><input type="checkbox"/> the red car only</p> <p><input checked="" type="checkbox"/> both cars</p>	
3	23/2	<p>In this situation, the driver of the red passenger car:</p> <p><input checked="" type="checkbox"/> may continue driving in the left road lane</p> <p><input checked="" type="checkbox"/> may use a road lane which is more convenient for him</p> <p><input type="checkbox"/> must go into the right road lane</p> <p><input type="checkbox"/> must drive in the rightmost free road lane</p>	
3	24/1	<p>The location of the vehicle on the roadway is:</p> <p><input checked="" type="checkbox"/> correct</p> <p><input type="checkbox"/> incorrect</p>	
3	25/1	<p>In this situation, I will not commit a violation, if:</p> <p><input checked="" type="checkbox"/> I go into the right road lane</p> <p><input checked="" type="checkbox"/> I continue to drive in the same road lane</p> <p><input type="checkbox"/> I go into the left road lane</p> <p><input type="checkbox"/> I stop before the traffic-lights in the lane over which it is positioned</p>	

3	26/1	<p>In this situation, I will commit a violation, if:</p> <p><input checked="" type="checkbox"/> I continue driving in the same road lane</p> <p><input checked="" type="checkbox"/> I go into the left road lane</p> <p><input checked="" type="checkbox"/> I stop before the traffic lights in the lane, over which it is positioned</p> <p><input type="checkbox"/> I go into the right road lane</p>	
3	27/1	<p>In this situation:</p> <p><input checked="" type="checkbox"/> I must go into the right road lane</p> <p><input type="checkbox"/> I must go into the left road lane</p> <p><input type="checkbox"/> I can continue driving in the same road lane</p>	
3	28/1	<p>In this situation, the driver of the red passenger car is allowed:</p> <p><input checked="" type="checkbox"/> to continue its driving in the same road lane</p> <p><input checked="" type="checkbox"/> to go into the right road lane</p> <p><input type="checkbox"/> to go into the left road lane</p>	
3	29/1	<p>Is it allowed to enter into and drive in the BUS lane?</p> <p><input checked="" type="checkbox"/> no</p> <p><input type="checkbox"/> yes</p>	
3	30/1	<p>In this situation, the entry into the BUS lane is allowed for:</p> <p><input checked="" type="checkbox"/> vehicles for regular public transport</p> <p><input type="checkbox"/> stopping for a stay of all buses</p> <p><input type="checkbox"/> the movement of a damaged motor vehicle</p> <p><input type="checkbox"/> movement of slow-moving motor vehicles</p>	
3	30/2	<p>Which road vehicles are allowed to move in the BUS lane beyond this sign?</p> <p><input checked="" type="checkbox"/> the road vehicles for regular public transport</p> <p><input type="checkbox"/> all buses</p> <p><input type="checkbox"/> the taxis</p> <p><input type="checkbox"/> the slow-moving vehicles</p>	

3	31/1	<p>This road sign designates:</p> <p><input checked="" type="checkbox"/> a road lane for the vehicles for regular public transport only</p> <p><input checked="" type="checkbox"/> a driveway for the vehicles for regular public transport only</p> <p><input type="checkbox"/> the automobile road</p> <p><input type="checkbox"/> the road for movement of buses only</p>	
3	32/1	<p>In this situation, which road vehicles are allowed to move in the middle road lane:</p> <p><input checked="" type="checkbox"/> buses</p> <p><input checked="" type="checkbox"/> passenger cars</p> <p><input type="checkbox"/> trucks with a maximum permissible mass exceeding 3.5 tons</p> <p><input type="checkbox"/> trucks with a maximum permissible mass up to 3.5 tons</p>	
3	33/1	<p>In this situation, the middle road lane is:</p> <p><input type="checkbox"/> allowed for movement of buses with trailers</p> <p><input type="checkbox"/> allowed for movement of passenger cars with trailers</p> <p><input checked="" type="checkbox"/> prohibited for movement of trucks with trailers</p> <p><input checked="" type="checkbox"/> prohibited for movement of trucks with semi-trailers</p>	
3	34/1	<p>On a road with three road lanes for one-way movement indicated by a road sign, movement is prohibited in the leftmost lane for:</p> <p><input checked="" type="checkbox"/> vehicles which cannot reach the maximum speed for the road</p> <p><input checked="" type="checkbox"/> vehicles, which are prohibited to reach the allowed speed for the road</p> <p><input type="checkbox"/> vehicles, the drivers of which have less than 1 year experience</p>	
3	35/1	<p>In this situation, the movement in the leftmost road lane is prohibited for:</p> <p><input checked="" type="checkbox"/> passenger cars with trailers of over 750 kg</p> <p><input checked="" type="checkbox"/> motorcycles</p> <p><input checked="" type="checkbox"/> mopeds</p> <p><input type="checkbox"/> all goods vehicles</p>	

3	36/1	<p>Which of the following conditions must be present so that moped riders could use the roadside?</p> <p><input checked="" type="checkbox"/> the roadside must be located on the right, in the direction of the movement and must be suitable for this purpose</p> <p><input checked="" type="checkbox"/> If there is not a specially designated road lane for them</p> <p><input checked="" type="checkbox"/> If they do not obstruct the other road users</p> <p><input type="checkbox"/> If the roadside is designated by a road sign</p>
3	37/1	<p>The moped riders may use the roadside, which:</p> <p><input checked="" type="checkbox"/> is located on the right, in the direction of movement</p> <p><input type="checkbox"/> is located on the left, in the direction of movement</p> <p><input type="checkbox"/> is more convenient for them, no matter which side of the road</p>
3	38/1	<p>Which vehicles are allowed to move on the roadside?</p> <p><input checked="" type="checkbox"/> mopeds</p> <p><input checked="" type="checkbox"/> bicycles</p> <p><input type="checkbox"/> motorcycles</p> <p><input type="checkbox"/> vehicles with maximum permissible mass of up to 1.5 tons</p>
3	39/1	<p>If there is a road lane for slow- moving road vehicles designated with a road sign, the drivers of such road vehicles:</p> <p><input checked="" type="checkbox"/> are obliged to use this lane</p> <p><input type="checkbox"/> use this road lane when it is free only</p> <p><input type="checkbox"/> are not obliged to use it</p>
3	40/1	<p>In this situation, the movement in the road lane designated with a road sign for slow-moving road vehicles is:</p> <p><input checked="" type="checkbox"/> allowed for vehicles designated with the identification sign "slow-moving road vehicles"</p> <p><input checked="" type="checkbox"/> allowed for passenger cars that cannot move at a speed above 30 km/h</p> <p><input type="checkbox"/> prohibited for tractors</p> <p><input type="checkbox"/> prohibited for trucks</p>
3	40/2	<p>In this situation, the movement in the road lane designated with a road sign for slow- moving road vehicles is:</p> <p><input checked="" type="checkbox"/> allowed for vehicles designated with an identification sign "slow-moving road vehicles"</p> <p><input checked="" type="checkbox"/> allowed for cars that cannot move at a speed above 30 km /h</p> <p><input type="checkbox"/> prohibited for bicycles</p> <p><input type="checkbox"/> prohibited for mopeds</p>



3	41/1	<p>In this situation, the driver of a slow- moving road vehicle:</p> <p><input checked="" type="checkbox"/> is obliged to use the rightmost road lane</p> <p><input checked="" type="checkbox"/> may use the middle road lane while bypassing</p> <p><input checked="" type="checkbox"/> may use the leftmost road lane while turning</p> <p><input type="checkbox"/> may use the leftmost road lane while overtaking</p>	
3	42/1	<p>The driver of a slow- moving road vehicle is obliged to drive in the rightmost road lane, unless while:</p> <p><input checked="" type="checkbox"/> turning</p> <p><input checked="" type="checkbox"/> bypassing</p> <p><input type="checkbox"/> overtaking</p>	
3	43/1	<p>In this situation is it allowed to move along the tram lines in order to overtake the truck?</p> <p><input checked="" type="checkbox"/> yes</p> <p><input type="checkbox"/> no</p>	