


































**Theme: 3. THE OTHER ROAD USERS AND
THE SPECIFICS OF DRIVING DIFFERENT TYPES OF VEHICLES**



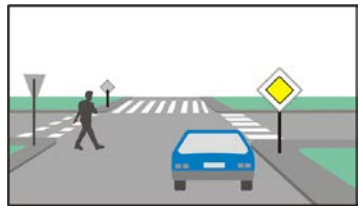

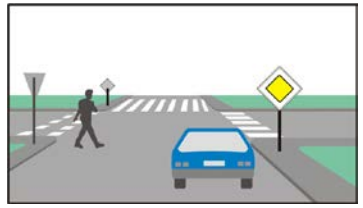

points	K	№	Question, answers	Figure
2		3/1.0	<p>This sign: designates a vehicle transporting an organized group of children warns about children on the road indicates the location of the school bus stop shows the children the place where to cross the driveway</p>	
2		3/1.1	<p>Which sign designates a vehicle transporting an organized group of children?</p> <div style="display: flex; justify-content: space-around; align-items: center;"> <div style="text-align: center;"> a.</div> <div style="text-align: center;"> b.</div> <div style="text-align: center;"> c.</div> <div style="text-align: center;"> d.</div> </div>	
2		3/2.	<p>When transporting an organized group of children, the vehicle is designated with the following identification sign: only at the front of the vehicle only at the rear of the vehicle both at the front and at the rear part of the vehicle</p>	
2		3/3.	<p>While approaching this bus, the driver must: ensure the safety of the children stop, if necessary give a sound signal before passing by the bus move faster by the bus</p>	
2		3/4.0	<p>This identification sign is used to designate the following vehicles: trucks with maximum permissible mass exceeding 3500 kg and length of over 7 m all trucks trucks with maximum permissible mass exceeding 3500 kg, no matter the length of the vehicle</p>	
2		3/4.1	<p>This identification sign is used to designate the following vehicles: trucks with a maximum mass exceeding 3500 kg and a length of over 7 m trucks with maximum permissible mass exceeding 2500 kg and length of over 5 m all trucks</p>	
2		3/4.2	<p>For which of the indicated values of the maximum permissible mass, trucks longer than 7 m should be designated with this identification sign: 6000 kg 5000 kg 4000 kg 3000 kg</p>	






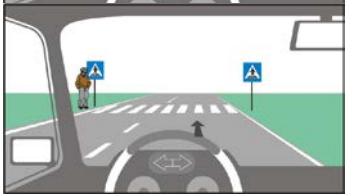



2	3/5.0	<p>Which of the identification signs are used for designation of trucks with a maximum mass exceeding 3500 kg and a length of over 7 m?</p>	
2	3/5.1	<p>Which of the identifying signs are used for designation of trucks with a maximum mass exceeding 3500 kg and a length of over 7 m?</p>	
2	3/5.2	<p>Which of the identifying signs are used for designation of trucks with a maximum mass exceeding 3500 kg and a length of over 7 m?</p>	
2	3/5.3	<p>Which of the identifying signs are used for designation of trucks with a maximum mass exceeding 3500 kg and a length of over 7 m?</p>	
2	3/6.0	<p>This identification sign designates: <i>trailers</i> <i>semi-trailers</i> trucks with maximum permissible mass exceeding 3.5 tons trucks with maximum permissible mass exceeding 7.5 tons</p>	
2	3/6.1	<p>This identification sign designates: only trailers with mass exceeding 750 kg <i>all trailers, regardless of their mass</i> only trailers with two or more axes <i>all trailers, regardless of the number of axes</i></p>	
2	3/6.2	<p>Which vehicles are designated with this identification sign? <i>trailers with two or more axles</i> <i>single-axle trailers</i> trucks combination of road vehicles when towing a damaged vehicle</p>	









2	3/7.1	<p>Which identification signs are used for designating semi-trailers?</p>  <p>a. б. B. Г.</p>	
2	3/7.2	<p>Which identification signs are used for designating trailers?</p>  <p>a. б. c. d.</p>	
2	3/7.3	<p>Which identification signs are used for designating trailers?</p>  <p>a. б. c. г.</p>	
2	3/8.	<p>A “slow-moving” vehicle is a vehicle that cannot move at a speed higher than:</p> <p>30 km / h 40 km / h 45 km / h 50 km / h</p>	
2	3/9.0	<p>This identification sign is used to designate:</p> <p>slow-moving motor vehicles oversized motor vehicles motor vehicles carrying dangerous goods motor vehicles carrying bulk cargo</p>	
2	3/9.1	<p>Which of the identification signs is used for designating a slow-moving vehicle?</p>  <p>a. б. c. d.</p>	
2	3/10.0	<p>This identification sign designates:</p> <p>motor vehicles carrying dangerous goods slow-moving motor vehicles motor vehicles with oversized load special vehicles</p>	
2	3/10.1	<p>Which signs designate motor vehicles carrying dangerous goods?</p>  <p>a. б. c. d.</p>	
2	3/11.	<p>This sign prohibits the entry of:</p> <p>road vehicles designated with an identification sign for dangerous goods oversized road vehicles trucks with trailers trucks with a mass exceeding 15 tons</p>	






2		3/12.0	<p>The road vehicle is oversized if:</p> <p>Its width, including the load, is 2.8 m</p> <p>Its height, including the load, is 2.8 m</p> <p>Its length, including the load, is 12 m</p>	
2		3/12.1	<p>In which of the listed widths, the vehicle is oversized:</p> <p>width 2.9 m</p> <p>width 2.7 m</p> <p>width 2.5 m</p> <p>width 2.3 m</p>	
2		3/12.2	<p>The road vehicle is oversized if:</p> <p>Its height, including the load, is 4.2 m</p> <p>Its width, including the load, is 2.2 m</p> <p>Its length, including the load, is 12 m</p>	
2		3/12.3	<p>The road vehicle is oversized if:</p> <p>Its height, including the load, is 4.5 m</p> <p>Its height, including the load, is 4.8 m</p> <p>Its height, including the load, is 2.5 m</p> <p>Its height, including the load, is 3.5 m</p>	
2		3/12.4	<p>For which of the heights listed below the vehicle considered as oversized:</p> <p>height of 4.5 m</p> <p>height of 4.3 m</p> <p>height of 4.1 m</p> <p>height of 3.9 m</p>	
2		3/12.5	<p>The road vehicle is oversized if:</p> <p>Its height, including the load, is 4.5 m</p> <p>Its width, including the load, is 2.8 m</p> <p>Its length, including the load, is 9 m</p>	
2		3/13.0	<p>In this situation, is there a danger for the children cyclists while driving past them?</p> <p>yes, because the cyclists are children</p> <p>yes, because the cyclists are moving close to the middle of the driveway</p> <p>no, because the cyclists are in the neighbouring road lane</p> <p>no, because the cyclists can see me</p>	
2		3/13.1	<p>In this situation:</p> <p>I should be careful and cautious</p> <p>there is no danger because the cyclists are in the neighbouring road lane and they can see me</p>	
2		3/13.2	<p>Which of the following actions should be taken in this situation?</p> <p>reduce speed</p> <p>drive with readiness to stop</p> <p>ensure sufficient lateral distance</p> <p>give a sound signal</p>	

2		3/13.3	<p>In this situation, in order to ensure the safety of the children cyclists, I must:</p> <p>reduce the speed</p> <p>provide a sufficient lateral distance</p> <p>immediately stop</p> <p>give a sound signal</p>	
2		3/14.0	<p>In this situation, before I start the overtaking, I must give a sound signal.</p> <p>incorrect</p> <p>correct</p>	
2		3/14.1	<p>In this situation I must:</p> <p>drive with readiness to stop</p> <p>be cautious to the behaviour of the cyclists</p> <p>ensure greater lateral distance while overtaking</p> <p>give a sound signal</p>	
2		3/14.2	<p>In this situation I must:</p> <p>drive with readiness to stop</p> <p>be cautious to the behaviour of the cyclists</p> <p>give a sound signal in order to draw the attention of the cyclists</p>	
2		3/15.	<p>Which of the road vehicles listed below requires larger lateral distance to be ensured while overtaking?</p> <p>the bicycle</p> <p>the moped</p> <p>the tractor</p> <p>the articulated bus</p>	
2		3/16.	<p>The drivers of two-wheeled motor vehicles are more vulnerable than passenger car drivers because:</p> <p>they easily lose their stability while driving</p> <p>they are not protected by the passenger car body</p> <p>it is more difficult to see them when they are in the "blind spot" of the passenger car</p> <p>they drive more slowly</p>	
		3/17.0	<p>In this situation, while passing past the cart there is a danger:</p> <p>if the cart suddenly changes its direction of movement due to frightening of the animal</p> <p>if another domestic animal accompanying the cart goes out on the driveway</p> <p>if the cart enters the driveway due to obstruction on the road side</p> <p>if impossible to overtake because of the speed at which it moves impedes the overtaking</p>	


2		3/17.1	<p>In this situation, while overtaking the cart there is a danger:</p> <p>of loads falling in front of the passenger car</p> <p>if the cart suddenly changes its direction of movement due to frightening of the animal</p> <p>if another domestic animal accompanying the cart goes out on the driveway,</p> <p>if impossible to overtake</p>	
2		3/18.	<p>Children under 12 years must get off a passenger car, which has stopped on the driveway, from:</p> <p>the side of the sidewalk</p> <p>the side of the road side</p> <p>the side of the driver of the motor vehicle</p> <p>the side which is more convenient for the driver</p>	
2		3/19.	<p>Children under 12 years must board a passenger car, which has stopped on the driveway, from:</p> <p>the side of the sidewalk</p> <p>the side of the road side</p> <p>either side of the vehicle, if the child is accompanied by an adult</p> <p>the side of the driver of the motor vehicle</p>	
2		3/20.	<p>In this situation, the driver of the motor vehicle must give way to the pedestrian.</p> <p>correct</p> <p>incorrect</p>	
		3/21.0	<p>In which of the following cases the driver of a non-rail road vehicle is obliged to give way to the pedestrians walking on the pedestrian crossing:</p> <p>if the crossing is outlined by dashed lines</p> <p>if the path is of the "Zebra" type only</p> <p>if the path is not outlined by road markings</p> <p>if the path is designated by a road sign only</p>	
2		3/21.1	<p>In this situation, the pedestrian has the right of way.</p> <p>correct</p> <p>incorrect</p>	
2		3/21.2	<p>When is the driver of a non-rail road vehicle obliged to give way to the pedestrians walking on the pedestrian crossing?</p> <p>always</p> <p>only when the pedestrians have reached the middle of the driveway</p> <p>only when they are close to the car</p>	
2		3/22.	<p>How should you act in the following situation?</p> <p>I should give way to the pedestrian</p> <p>I may drive through, because the pedestrian has not reached the middle of the driveway</p> <p>I may drive through, because the pedestrian is in the neighbouring road lane</p>	

2		3/23.0	<p>Is there any danger in this situation when the child is on the sidewalk?</p> <p>yes no</p>	
2		3/23.1	<p>Is there any danger in this situation?</p> <p>yes, because the child is not looking at me yes, because the child may suddenly enter the driveway no, because the child is not looking at me and he will not enter the driveway no, because the child is on the sidewalk</p>	
2		3/24.	<p>In this situation there is no any danger, because the child gets up on the sidewalk and leaves the driveway.</p> <p>incorrect correct</p>	
2		3/25.	<p>In this situation, are you obliged to consider the behavior of the children?</p> <p>yes, because they are close to the driveway yes, because they are children no, because they are walking on the sidewalk no, because they can see me</p>	
2		3/26.	<p>In this situation, if the children stand in the middle of the street, it is safe enough to drive behind them.</p> <p>incorrect correct</p>	
2		3/27.	<p>In this situation:</p> <p>I drive on with readiness to stop I must stop and wait for the pedestrian to pass</p>	
2		3/28.	<p>In this situation I should:</p> <p>reduce the speed drive on with readiness to stop give a signal of maneuver and drive around the pedestrian give a sound signal and drive on</p>	
2		3/29.	<p>Which of the following actions will ensure greater safety for the children in this situation?</p> <p>driving at a greater distance from them drive on with readiness to stop reduce the speed drive quickly past them</p>	
2		3/30.0	<p>This road sign:</p> <p>warns about a danger of unexpected occurrence of children on the driveway indicates the beginning of the pedestrian crossing prohibits the movement of children on the road designates the exact place where children cross the driveway</p>	

2	3/30.1	<p>Which of these means of signalization indicates a danger of unexpected occurrence of children on the driveway?</p> <div style="display: flex; justify-content: space-around; align-items: center;"> <div style="text-align: center;">  <p>a.</p> </div> <div style="text-align: center;">  <p>b.</p> </div> <div style="text-align: center;">  <p>c.</p> </div> <div style="text-align: center;">  <p>d.</p> </div> </div>	
2	3/31.	<p>After a traffic light signal allows the driver to drive through a pedestrian crossing, is the driver obliged to take into consideration the pedestrians on it?</p> <p>yes, always yes, but only with those which give a hand signal no</p>	
2	3/32.	<p>In this situation, when the signal of the traffic-controller allows the driver of the car to drive through, is he obliged to take into consideration the pedestrians?</p> <p>yes no</p>	
2	3/33.0	<p>When the driver of a road vehicle should give a signal for his intention to make a sideward maneuver?</p> <p>always only if there is another road vehicle behind him in heavy traffic only in reduced visibility only</p>	
2	3/33.1	<p>Should the driver always give appropriate signals before setting off to join the traffic?</p> <p>yes no</p>	
2	3/34.	<p>The signal for maneuvers is given:</p> <p>before the maneuver with the start of the maneuver after starting the maneuver</p>	
2	3/35.	<p>The short switching over of the lights, as an additional signal for making a maneuver, is:</p> <p>not allowed in the traffic in populated areas allowed outside of the populated areas allowed in road traffic not allowed in highway traffic</p>	
2	3/36.	<p>The driver of a road vehicle should give a signal to the other road users:</p> <p>before making a turn at a road junction before leaving the road lane before joining the road traffic before abrupt reduction of the speed</p>	
2	3/37.0	<p>If made by hand, the signal for stopping is:</p> <div style="display: flex; justify-content: space-around; align-items: center;"> <div style="text-align: center;">  <p>a.</p> </div> <div style="text-align: center;">  <p>b.</p> </div> <div style="text-align: center;">  <p>c.</p> </div> </div>	

2		3/37.1	<p>If made by hand, the signal for movement to the right is:</p>  <p>a. b. c.</p>	
2		3/37.2	<p>If made by hand, the signal for movement to the left is:</p>  <p>a. b. c.</p>	
2		3/38.0	<p>When starting off and merging with traffic from the right side of the road, the driver of the two-wheeled road vehicle should give the following hand signal:</p>  <p>a. b. c.</p>	
2		3/38.1	<p>When starting off and merging with traffic from the left side of the road, the driver of the two-wheeled road vehicle should give the following hand signal:</p>  <p>a. b. c.</p>	
2		3/38.2	<p>In case of stopping, the driver of the two-wheeled road vehicle should give the following hand signal:</p>  <p>a. b. c.</p>	
2		3/39.	<p>When the driver gives a hand signal for a maneuver, is it allowed to stop the signal before starting the maneuver?</p> <p>yes no</p>	
2		3/40.	<p>When the turn indicators are damaged, how should a signal be given before moving around with moving to the left?</p> <p>with stretched sideward left hand with lifted vertically hand with stretched sideward right hand I am not obliged to give a signal</p>	
2		3/41.	<p>How must the driver give a signal for his intention to join the road traffic, if the turn indicator of the car is damaged?</p> <p>he should give a hand signal he should give a sound signal he is not obliged to give a signal it is enough to switch over the lights</p>	

2		3/42.	<p>When driving in a populated area, is it allowed to use a sound signal?</p> <p>only when required for road traffic accident prevention</p> <p>while approaching a pedestrian crossing with pedestrians on it</p> <p>always</p>	
2		3/43.	<p>While driving outside a populated area it is allowed to use a sound signal:</p> <p>for road traffic accident prevention</p> <p>at higher speeds</p> <p>no restrictions</p>	
2		3/44.	<p>While driving outside of populated area, the driver may use the sound signal:</p> <p>to warn the road users about a possible danger as an additional signal, while performing a maneuver for road traffic accident prevention</p> <p>to give way</p>	
2		3/45.	<p>The use of sound signal is allowed:</p> <p>outside of the populated area, as an additional signal for maneuver</p> <p>everywhere, to prevent road traffic accidents</p> <p>in populated area, as an additional signal for maneuver</p> <p>everywhere, without restrictions</p>	
2		3/46.	<p>The signal for maneuver given with a turn indicator must be stopped:</p> <p>immediately after the maneuver</p> <p>immediately after the start of the maneuver</p> <p>during the maneuver</p> <p>immediately upon completion of the maneuver</p>	
2		3/47.	<p>Does the signal given by the driver before the maneuver provide him right of way?</p> <p>yes</p> <p>no</p>	
2		3/48.	<p>Yellow flashing or blinking light is used to designate:</p> <p>a motor vehicle, which is an obstacle to the other motor vehicles</p> <p>a motor vehicle, which poses a threat to the road traffic</p> <p>motor vehicles with special regime of movement</p> <p>all special vehicles</p>	
2		3/49.	<p>"Emergency signal" is:</p> <p>the simultaneous switching on of all direction Indicators</p> <p>switching between high and low beam</p> <p>the successive switching on and off of all lights</p> <p>the simultaneous switching on and off of the low-beam headlights and the sidelights</p>	
2		3/50.	<p>The simultaneous switching on of all direction indicators is used for:</p> <p>warning of the road users about danger on the road</p> <p>designating the vehicles with special regime of movement</p> <p>designating a parked road vehicle</p> <p>warning the other road users about the undertaking of a maneuver</p>	

2		3/51.	<p>Before making the maneuver the driver of the road vehicle should signal for it because:</p> <p>by the signal he warns the other road users of his intention</p> <p>he shows the other drivers in which direction he will continue the movement</p> <p>the signal relieves him from liability</p> <p>the signal gives him right of way</p>	
2		3/52.	<p>Is it allowed, while making of maneuver, to give an additional signal by a short turning-on of the lights?</p> <p>yes</p> <p>no</p>	
2		3/53.	<p>The driver of the motor vehicle may signal other road users by a short turning-on of the high-beam headlights:</p> <p>to warn them about a possible danger while making the maneuver</p> <p>to draw their attention during a maneuver</p> <p>to indicate that he will make a U-turn</p> <p>to show them that he has right of way</p>	
2		3/54.	<p>What must the driver do if the following stick signal is given?</p> <p>stop</p> <p>continue driving at lower speed</p> <p>he is not obliged to take this signal into consideration</p> <p>give an emergency signal</p>	
2		3/55.	<p>What is the pedestrian standing on the sidewalk with a stretched up arm or arm stretched across the road signaling?</p> <p>his intention to enter the driveway</p> <p>tells the driver that he will wait for the passing cars</p> <p>signals the other pedestrians that they may cross the driveway</p> <p>signals the other pedestrians that they may not cross the driveway</p>	
2		3/56.	<p>How do the pedestrians signal their intention to cross the driveway?</p> <p>with the arm stretched up</p> <p>with the arm stretched across the driveway</p> <p>with a circular motion of the arm</p> <p>the pedestrians have not the right to give signals</p>	
2		3/57.	<p>When the pedestrian gives a signal with his arm for his intention to cross on a pedestrian crossing, the driver of the road vehicle:</p> <p>is obliged to give way to him without creating danger for the road traffic</p> <p>must immediately stop</p> <p>is not obliged to take him into consideration</p> <p>must give a signal to the pedestrian that he will give way to him</p>	